

Tiger Pro 60HC

440-460 Watt

MONO-FACIAL MODULE

P-Type

Positive power tolerance of 0~+3%


IEC61215(2016), IEC61730(2016)

ISO9001:2015: Quality Management System

ISO14001:2015: Environment Management System

ISO45001:2018

Occupational health and safety management systems



MBB HC Technology

Key Features



Multi Busbar Technology

Better light trapping and current collection to improve module power output and reliability.



Durability Against Extreme Environmental Conditions

High salt mist and ammonia resistance.



Reduced Hot Spot Loss

Optimized electrical design and lower operating current for reduced hot spot loss and better temperature coefficient.



Enhanced Mechanical Load

Certified to withstand: wind load (2400 Pascal) and snow load (5400 Pascal).



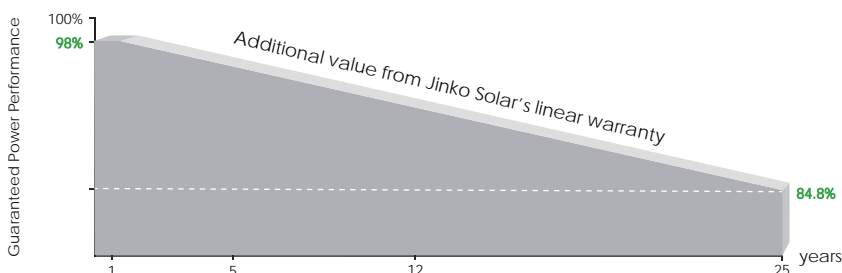
PID Resistance

Excellent Anti-PID performance guarantee via optimized mass-production process and materials control.



POSITIVE QUALITY™
Continuous Quality Assurance

LINEAR PERFORMANCE WARRANTY

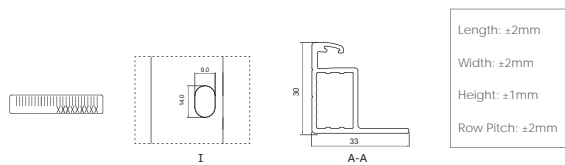
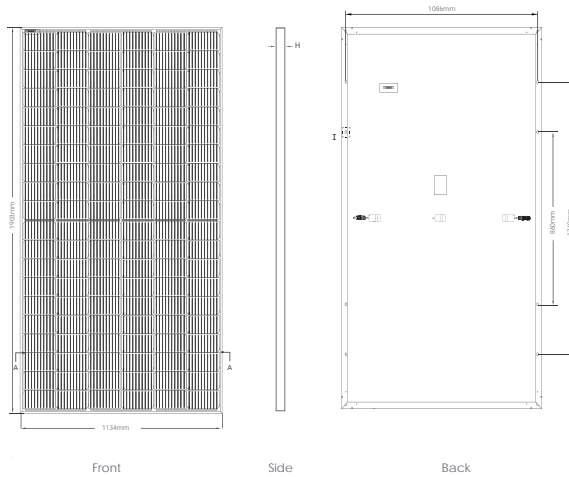


12 Year Product Warranty

25 Year Linear Power Warranty

0.55% Annual Degradation Over 25 years

Engineering Drawings

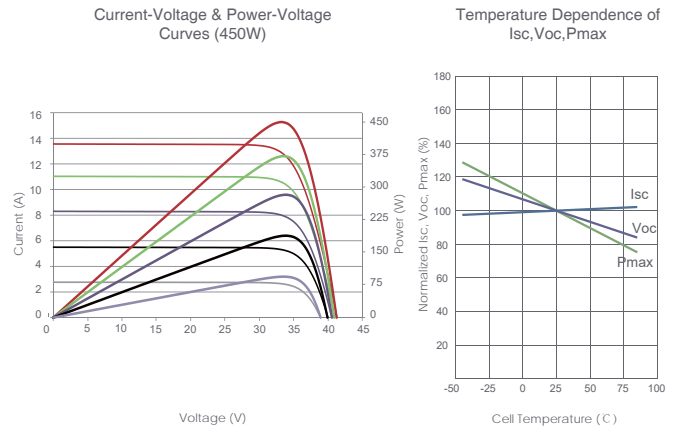


Packaging Configuration

(Two pallets = One stack)

35pcs/pallets, 70pcs/stack, 840pcs/ 40'HQ Container

Electrical Performance & Temperature Dependence



Mechanical Characteristics

Cell Type	P type Mono-crystalline
No. of cells	120 (6×20)
Dimensions	1903×1134×30mm (74.92×44.65×1.18 inch)
Weight	24.2 kg (53.35 lbs)
Front Glass	3.2mm, Anti-Reflection Coating, High Transmission, Low Iron, Tempered Glass
Frame	Anodized Aluminium Alloy
Junction Box	IP68 Rated
Output Cables	TUV 1×4.0mm ² (+): 400mm, (-): 200mm or Customized Length

SPECIFICATIONS

Module Type	JKM440M-60HL4		JKM445M-60HL4		JKM450M-60HL4		JKM455M-60HL4		JKM460M-60HL4	
	STC	NOCT	STC	NOCT	STC	NOCT	STC	NOCT	STC	NOCT
Maximum Power (Pmax)	440Wp	327Wp	445Wp	331Wp	450Wp	335Wp	455Wp	339Wp	460Wp	342Wp
Maximum Power Voltage (Vmp)	33.72V	31.39V	33.82V	31.56V	33.91V	31.73V	34.06V	31.91V	34.20V	32.07V
Maximum Power Current (Imp)	13.05A	10.43A	13.16A	10.49A	13.27A	10.55A	13.36A	10.61A	13.45A	10.67A
Open-circuit Voltage (Voc)	41.02V	38.72V	41.10V	38.79V	41.18V	38.87V	41.33V	39.01V	41.48V	39.15V
Short-circuit Current (Isc)	13.73A	11.09A	13.79A	11.14A	13.85A	11.19A	13.93A	11.25A	14.01A	11.32A
Module Efficiency STC (%)	20.39%		20.62%		20.85%		21.08%		21.32%	
Operating Temperature(°C)	-40°C~+85°C									
Maximum system voltage	1000/1500VDC (IEC)									
Maximum series fuse rating	25A									
Power tolerance	0~+3%									
Temperature coefficients of Pmax	-0.35%/°C									
Temperature coefficients of Voc	-0.28%/°C									
Temperature coefficients of Isc	0.048%/°C									
Nominal operating cell temperature (NOCT)	45±2°C									

*STC: Irradiance 1000W/m²

Cell Temperature 25°C

AM=1.5

NOCT: Irradiance 800W/m²

Ambient Temperature 20°C


AM=1.5

Wind Speed 1m/s



NEW FROM SOLAX

X3-HYBRID G4



X3-Hybrid-D/M
5.0kW/6.0kW/8.0kW
10.0kW/12.0kW/15.0kW

Features

High-efficient

- 150% PV oversized and 110% overload output
- Maximum 150% overload output
- Higher efficiency on charging and discharging, up to 97.5%
- Built-in shadow tracking function

Economic

- Maximum 16A DC input current, support for high power solar panel
- Store the surplus energy from PV to battery
- Low start output voltage makes inverter longer working time
- Less energy loss on battery to inverter

Intelligent

- Switchover time <10ms
- Quick configuration with U-disk
- Lithium & Lead-acid battery compatible
- CT compatible, loads respond within 0.3s
- Intelligent loads management(e.g., Heat pump)
- On & Off-grid parallel function, up to 150kW
- 5 work modes, 2 charging periods available
- VPP ready, ancillary service in power market
- Three-phase unbalanced output 50% nominal output power on single phase at most

Safe

- IP65 protection level
- Integrated SPD

For More Information Contact Us

www.solaxpower.com
AU: +61 1300 476529
DE: +49 6142 4091664

Global: +86 571-56260008
UK: +44 2476 586998
NL: +31 (0) 852 737932

info@solaxpower.com
service@solaxpower.com





X3-HYBRID G4 (THREE PHASE)

X3-HYBRID-5.0-D X3-HYBRID-6.0-D X3-HYBRID-8.0-D X3-HYBRID-10.0-D X3-HYBRID-12.0-D X3-HYBRID-15.0-D
X3-HYBRID-5.0-M X3-HYBRID-6.0-M X3-HYBRID-8.0-M X3-HYBRID-10.0-M X3-HYBRID-12.0-M X3-HYBRID-15.0-M

DC INPUT						
Max. PV array input power [Wp]	8000	10000	12000	15000	18000	18000
Max. PV input voltage [V]	1000	1000	1000	1000	1000	1000
Start output voltage [V]	200	200	200	200	200	200
Nominal input voltage [V]	640	640	640	640	640	640
MPP voltage range [V]	180~950	180~950	180~950	180~950	180~950	180~950
No. of MPP trackers/Strings per MPP tracker	2(1/1)	2(1/1)	2(2/1)	2(2/1)	2(2/1)	2(2/1)
Max. input current(input A/input B) [A]	16/16	16/16	26/16	26/16	26/16	26/16
Max. short circuit current(input A/input B) [A]	20/20	20/20	30/20	30/20	30/20	30/20
AC INPUT & OUTPUT						
Nominal AC output power [W]	5000	6000	8000	10000	12000	15000
Max. AC output apparent power [VA]	5500	6600	8800	11000	13200	15000
Max. AC output current [A]	8.1	9.7	12.9	16.1	19.3	24.1
Max. AC input apparent power [VA]	10000	12000	16000	20000	20000	20000
Max. AC input current [A]	16.1	19.3	25.8	32.0	32.0	32.0
Nominal AC voltage [V]	415/240; 400/230; 380/220					
Nominal grid frequency [Hz]	50/60					
Displacement power factor	0.8 leading~0.8 lagging					
THDi (rated power) [%]	<3					
BATTERY DATA						
Battery type	Li-ion battery/Lead-Acid Battery(Under development)					
Battery voltage range [V]	180~650					
Max. continuous charge/discharge current [A]	30					
EPS(OFF-GRID OR BACK-UP) OUTPUT (WITH BATTERY)						
Nominal output power [W]	5000	6000	8000	10000	12000	15000
Peak apparent power [VA]	7500,60s	9000, 60s	12000,60s	15000, 60s	15000, 60s	16500, 60s
Max.continuous current [A]	7.2	8.7	11.6	14.5	17.5	21.8
Nominal voltage[V]; Frequency [Hz]	400/230; 50/60					
Switch time [ms]	<10					
Parallel operation	YES					
SYSTEM DATA						
Max. efficiency [%]	98.0					
Euro. efficiency [%]	97.7					
Battery charge/discharge efficiency [%]*1	98.5/97.5					
Standby consumption [W] @Night	<5					
Degree of protection	IP65					
Operating temperature range [°C]	-35~60 (Derating above +45°C)					
Max. operation altitude [m]	<3000					
Relative humidity [%]	0~100					
Typical noise emission [dB]	<35	<35	<35	<35	<45	<45
Storage temperature [°C]	-40~+70					
Dimensions(WxHxD) [mm]	503x503x199					
Net weight [kg]	30					
Cooling concept	Nature cooling	Nature cooling	Nature cooling	Nature cooling	Smart cooling	Smart cooling
Communication interfaces	CT/ Meter(optional)/ External control RS485/ (Optional: Pocket WiFi/Lan/4G)/ DRM/ USB Upgrade/NTC(optional)					
STANDARD						
Safety	EN/IEC62109-1/-2					
EMC	EN61000-6-1/2/3/4;EN61000-3-2/3/11/12					
Certification	VDE4105 /G99 /G98 / AS4777 / EN50549/ CEI 0-21 /IEC61727/PEA/MEA/NRS-097-2-1/RD1699/TOR					

*1: PV to BAT Max. efficiency 98.5%, BAT to AC Max. efficiency 97.5%. V2.1. Information may be subject to modify without notice. 650.00010.00

TRIPLE POWER

- Safest LiFePO₄ battery
- 90% DOD
- Cycle life > 6000 times
- IP55 protection level
- Floor or wall mounting
- Less self consumption
- Quick installation
- No toxic heavy metals or caustic materials



TRIPLE
POWER

Global: +86 571-56260011

Email: info@triple-power.com

T-BAT SYS-HV Configuration List

T-BAT H 5.8

Nominal Voltage [V]	115.2
Operating Voltage [V]	100-131
Battery Type	Li-on (LFP)
Nominal Capacity [kWh]	5.8
Faradic Charge Efficiency [%]	99
Battery Roundtrip Efficiency [%]	95
Standard Power [kW]	2.9
Max Power [kW]	4.0
Recommend Charge/Discharge Current [A]	25
Max Charge/Discharge Current [A]	35
Cycle Life [90% DOD]	>6000 Cycles
Warranty [Year]	10
Available Operating Temperature Range [C]	0 to 55
Full-load Operating Temperature Range [C]	5 to 48
Humidity [%]	4 to 100 (condensing)
Altitude [m]	Below 2000
Protection	IP55
System to Inverter	CAN2.0
Battery to Battery/BMS	RS485
Data Collection Port /FW UPDATE	CAN2.0
Master Control Working Mode Indicator	1 LED
Master Control Capacity Indicator	4LED (25%, 50%, 75%, 100%)
Battery Module LED	2 LED
Reset	Button
Switch ON/OFF	Button*1 + breaker*1
Safety	CE, RCM, TUV(IEC62619) UL1973,ROHS,REACH
UN Number	UN3840
Hazardous Materials Classification	Class 9
Transport Testing Requirement	UN38.3
Dimensions(LxWxH) [mm]	474*193*708 (T-BAT H 5.8) / 474*193*647 (HV11550)
Weight [kg]	72.2 (T-BAT H 5.8) / 68.5 (HV11550)

*The Triple Power battery could be scalable up to 4 modules, for a total of 23.2kWh.